

## 2017 - Wyoming

### Arts and Cultural Production Satellite Account (ACPSA)<sup>1</sup>

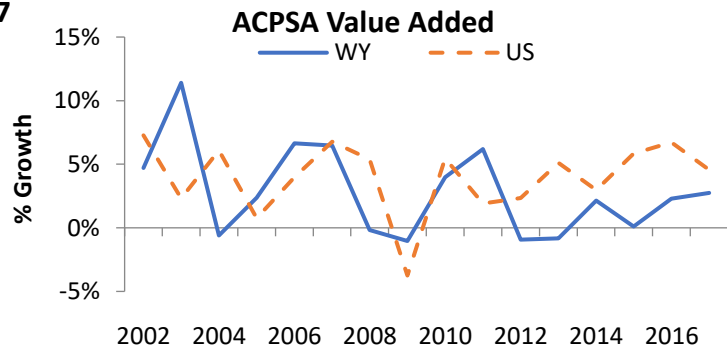
| ACPSA Value Added    | Percent of State Value Added | ACPSA Employment | Percent of State Employment | ACPSA Compensation   | Percent of State Compensation |
|----------------------|------------------------------|------------------|-----------------------------|----------------------|-------------------------------|
| <b>\$1.1 Billion</b> | <b>2.9%</b>                  | <b>11,992</b>    | <b>4.1%</b>                 | <b>\$0.8 Billion</b> | <b>4.3%</b>                   |

|   | Value Added (000s)  | Employment     | Compensation(000s)  |
|---|---------------------|----------------|---------------------|
| <b>Wyoming (WY) Industries*</b>                 | <b>\$37,453,599</b> | <b>289,182</b> | <b>\$17,618,910</b> |
| <b>Arts and Cultural Industries (WY)</b>        | <b>\$1,099,074</b>  | <b>11,992</b>  | <b>\$764,257</b>    |
| <i>Top 5 ACPSA Industries by Value Added</i>    |                     |                |                     |
| Government                                      | \$568,466           | 6,522          | \$521,405           |
| Broadcasting                                    | \$172,622           | D              | D                   |
| Construction                                    | \$45,000            | 458            | \$35,521            |
| Publishing                                      | \$31,205            | D              | D                   |
| Retail industries                               | \$27,564            | D              | D                   |
| <b>Core Arts and Cultural Industries (WY)</b>   | <b>\$134,890</b>    | <b>1,686</b>   | <b>\$56,403</b>     |
| <i>Top 5 Core Arts and Cultural Industries</i>  |                     |                |                     |
| Independent artists, writers, and performers    | \$22,482            | 93             | \$5,901             |
| Interior design services                        | \$21,362            | 48             | \$2,188             |
| Architectural services                          | \$19,887            | 162            | \$13,394            |
| Museums   | \$16,562            | 347            | \$9,504             |
| Promoters of performing arts and similar events | \$15,917            | 228            | \$4,647             |

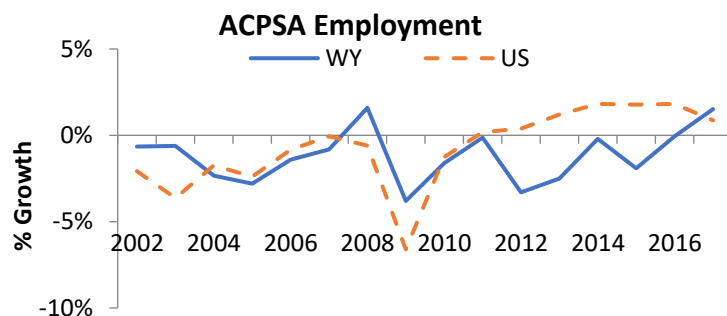
D = Not shown to avoid disclosure of confidential information, but the estimates for this item are included in the totals.

#### Trends in Arts and Cultural Production: 2016-2017

In 2017, Wyoming ranked 48th among all states in ACPSA value added, and 21st among all states in ACPSA value added growth. Since 2016, ACPSA value added has grown 2.73 percent in Wyoming, compared with an increase of 4.56 percent for the U.S.

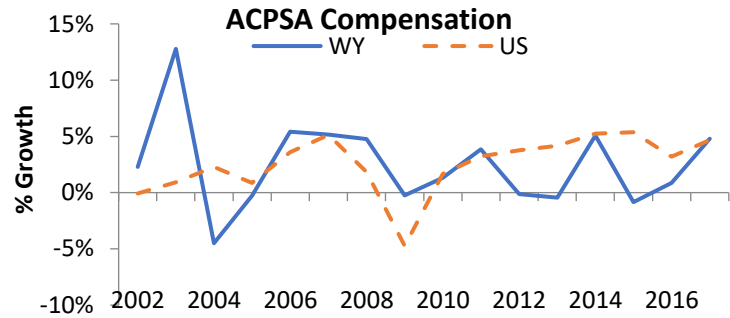


In 2017, Wyoming ranked 47th among all states in ACPSA employment, and 19th among all states in ACPSA employment growth. Since 2016, ACPSA employment has grown 1.52 percent in Wyoming, compared with an increase of 0.86 percent for the U.S.



<sup>1</sup>BEA's ACPSA statistics are supported by funding from the National Endowment for the Arts (NEA).

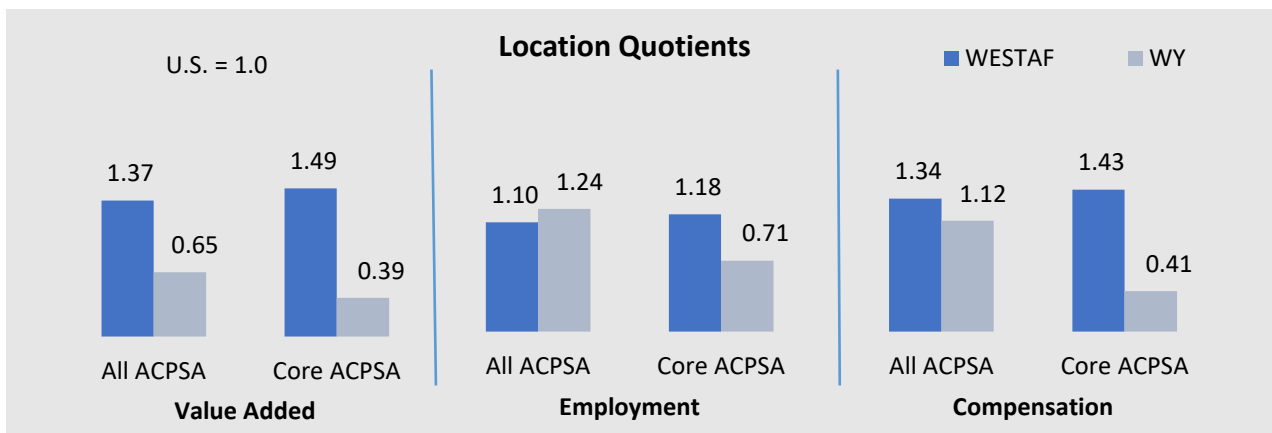
In 2017, Wyoming ranked 47th among all states in ACPSA compensation, and 15th among all states in ACPSA compensation growth. Since 2016, ACPSA compensation has grown 4.8 percent in Wyoming, compared with an increase of 4.66 percent for the U.S.



Average compensation per wage-and-salary job in Wyoming's ACPSA industries was \$63,732 in 2017, compared with \$60,927 for all salaried jobs in the state.

### Location Quotients

- In 2017, ACPSA value added was 35 percent below the national average. By comparison, the LQ for arts-and-cultural production value added in all states belonging to the U.S. regional arts organization WESTAF (of which Wyoming is a member) was 1.37 or 37 percent above the national average.
- As for employment, in 2017 Wyoming and WESTAF had an LQ of 1.24 and 1.1 respectively.
- And for compensation, in 2017 Wyoming and WESTAF had an LQ of 1.12 and 1.34 respectively.



### Definitions

**ACPSA Value Added** consists of the gross output of an industry less its intermediate inputs; the contribution of an industry to gross domestic product (GDP).

**ACPSA employment** consists of all wage-and-salary jobs where the workers are engaged in the production of ACPSA goods and services.

**ACPSA compensation** consists of the remuneration (including wages and salaries, as well as benefits such as employer contributions to pension and health funds) payable to employees in return for their ACPSA work during a given year.

**Core ACPSA industries** are originators of ideas and content associated with the creation of arts and culture. "Supporting" industries produce and disseminate arts and cultural commodities.

**Location quotients (LQ)** measure an industry's regional concentration of value added, employment, or compensation relative to the U.S. industry's share. For example, an employment LQ of 1.2 indicates that the state's employment in the industry is 20 percent greater than the industry's national employment share. An employment LQ of 0.8 indicates that the state's employment in the industry is 20 percent below the industry's national employment share.

**Arts Regions**, for the purpose of this brief, are defined by the geography groupings for the nation's six Regional Arts Organizations (RAOs). RAOs are nonprofit organizations that partner with their constituent State Arts Agencies and with the National Endowment for the Arts on planning and program delivery.

Western States Arts Federation (WESTAF) contains the states (AK, AZ, CA, CO, HI, ID, MT, NM, NV, OR, UT, WA, WY).